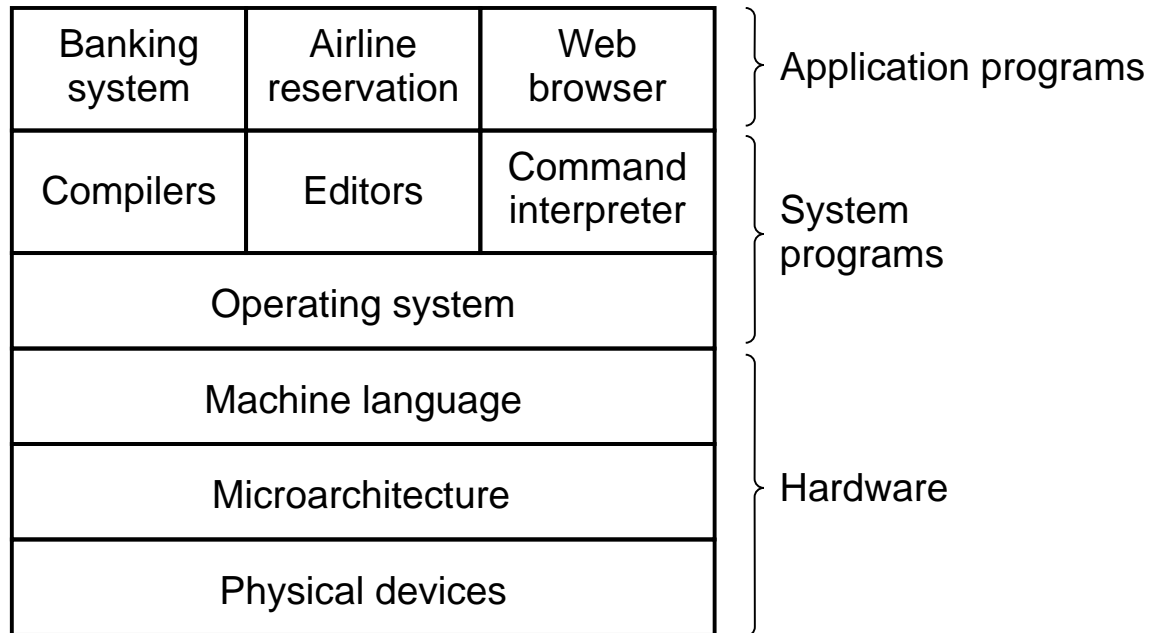


Chapter 1

Introduction

- 1.1 What is an operating system
- 1.2 History of operating systems
- 1.3 The operating system zoo
- 1.4 Computer hardware review
- 1.5 Operating system concepts
- 1.6 System calls
- 1.7 Operating system structure

Introduction

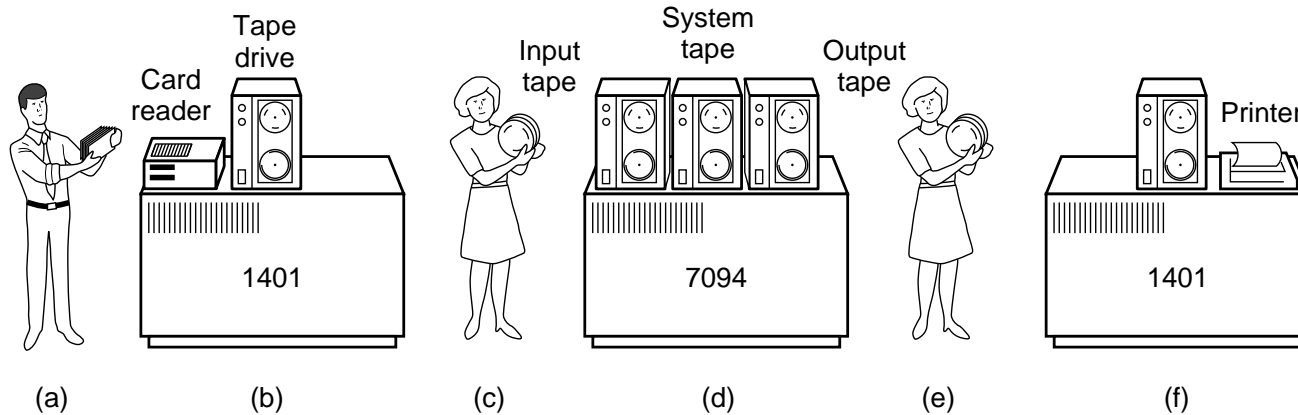


- A computer system consists of
 - hardware
 - large system programs
 - large application programs

What is an Operating System

- It is an extended machines
 - Hides the messy details which must be performed
 - Presents user with a virtual machine, easier to use
- It is a resource manager
 - Presents user with a virtual machine, easier to use
 - Each program gets space on the resource

History of Operating Systems (1)



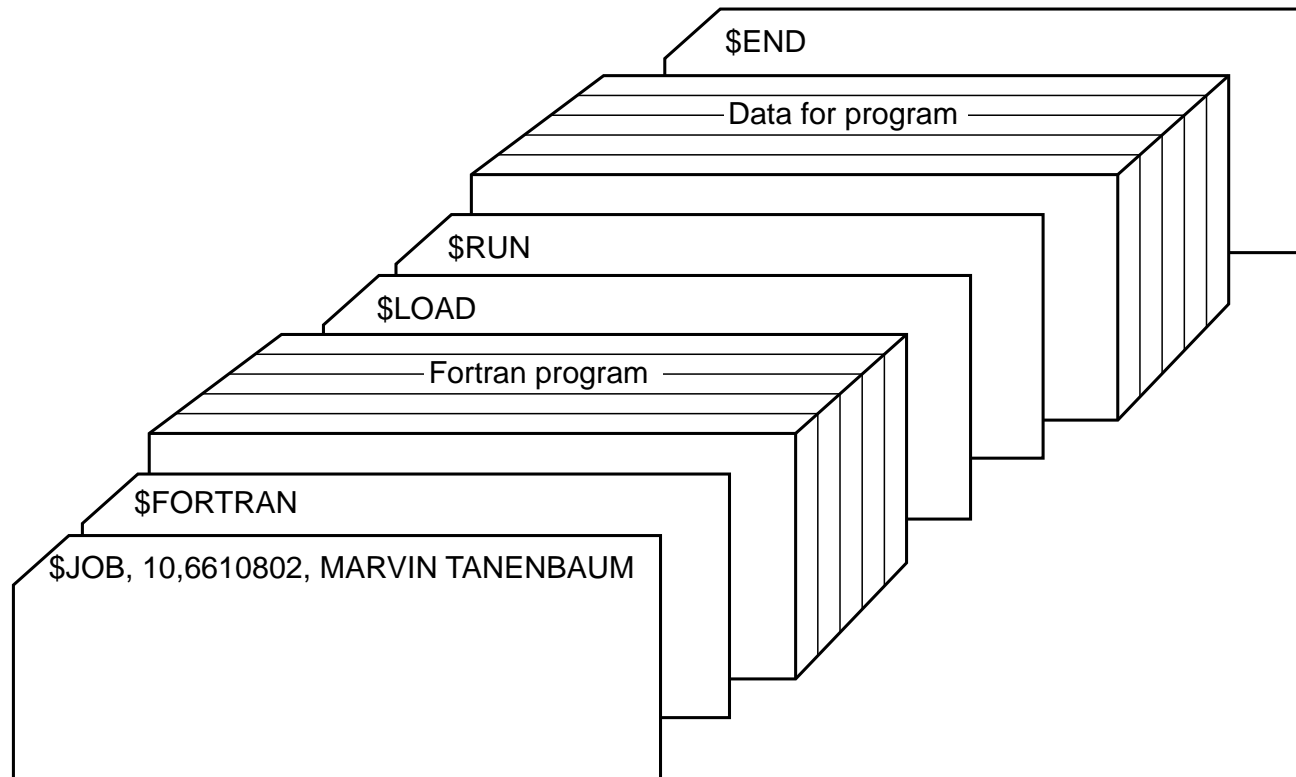
- **Early batch system**

- bring cards to 1401
- read cards to tape
- put tape on 7094 which does computing
- put tape on 1401 which prints output

History of Operating Systems (2)

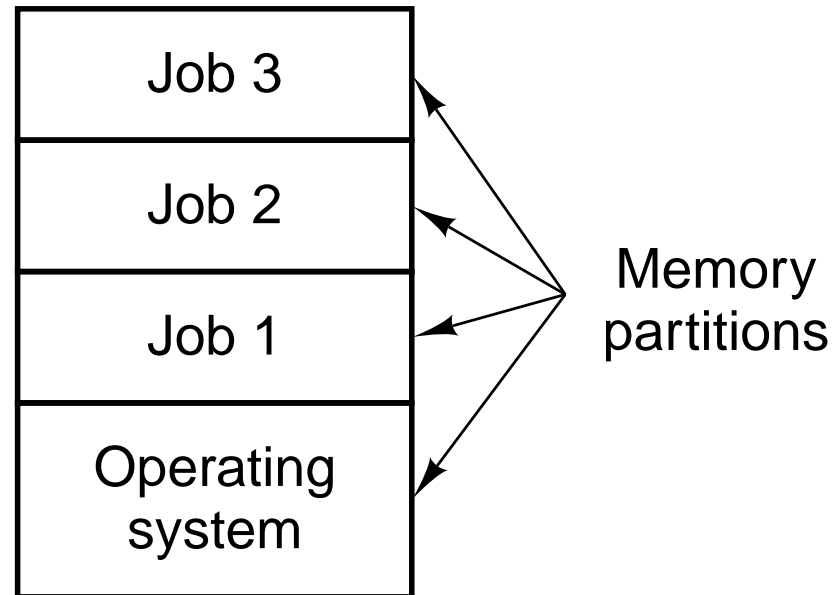
- First generation 1945 - 1955
 - vacuum tubes, plug boards
- Second generation 1955 - 1965
 - transistors, batch systems
- Third generation 1965 - 1980
 - ICs and multiprogramming
- Fourth generation 1980 - present
 - personal computers

History of Operating Systems (3)



- Structure of a typical FMS job - 2nd generation

History of Operating Systems (4)

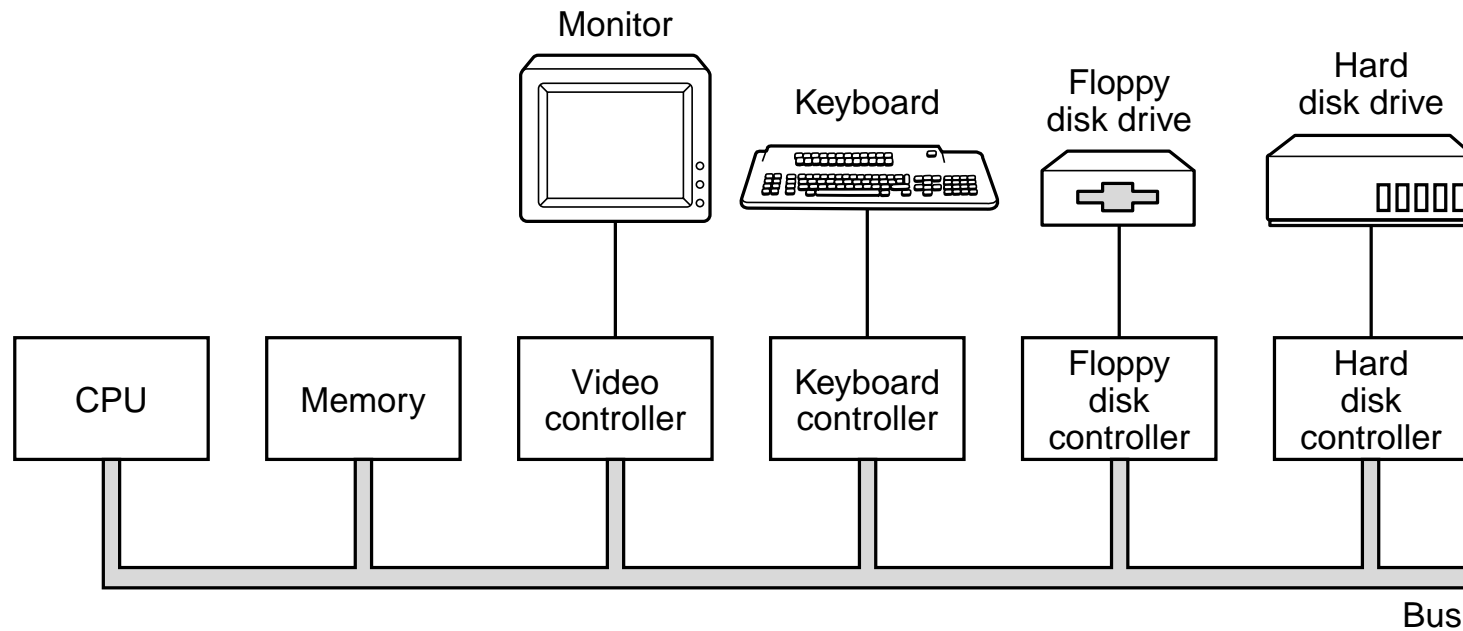


- Multiprogramming system
 - three jobs in memory - 3rd generation

The Operating System Zoo

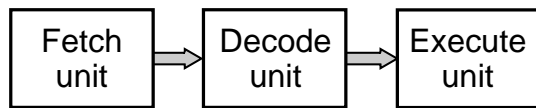
- Mainframe operating systems
- Server operating systems
- Multiprocessor operating systems
- Personal computer operating systems
- Real-time operating systems
- Embedded operating systems
- Smart card operating systemstems

Computer Hardware Review (1)

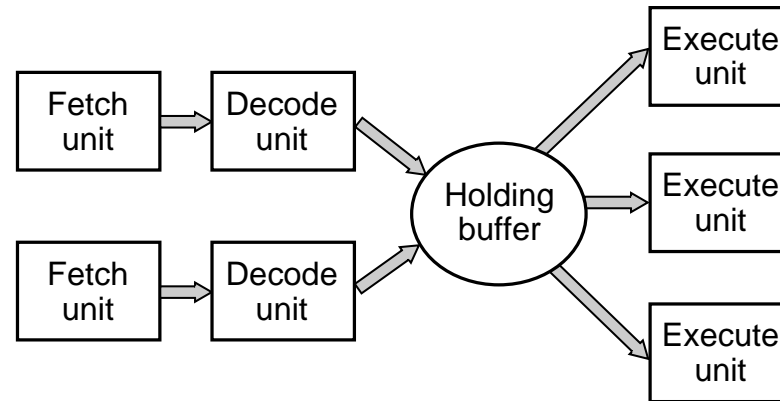


- Components of a simple personal computer

Computer Hardware Review (2)



(a)



(b)

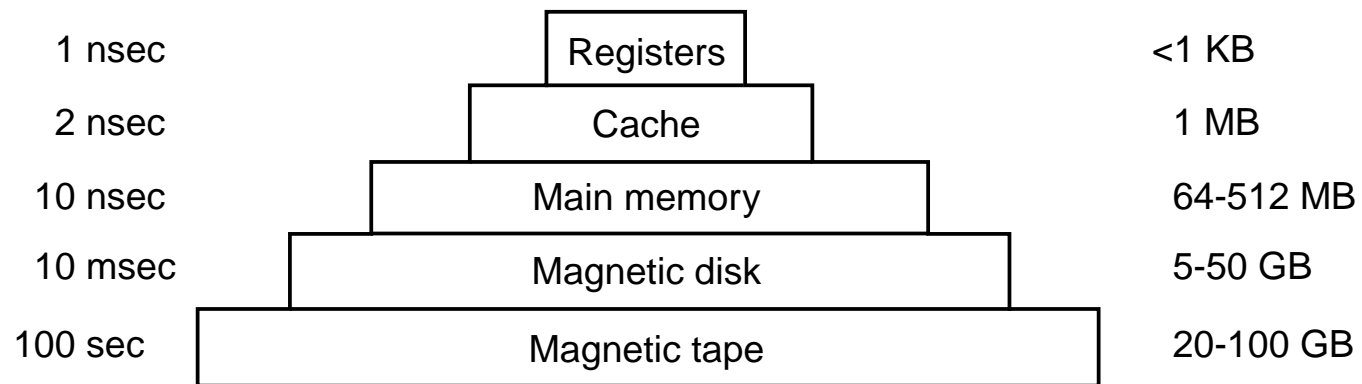
(a) A three-stage pipeline

(b) A superscalar CPU

Computer Hardware Review (3)

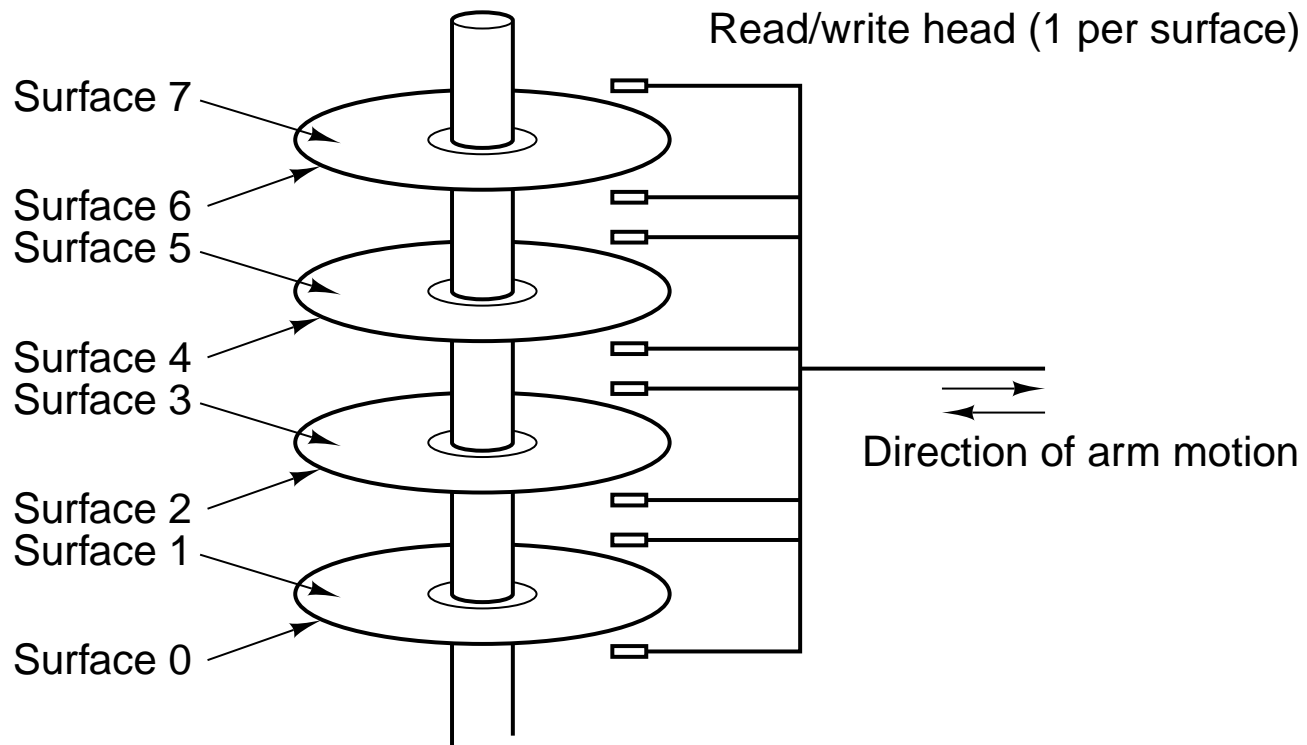
Typical access time

Typical capacity



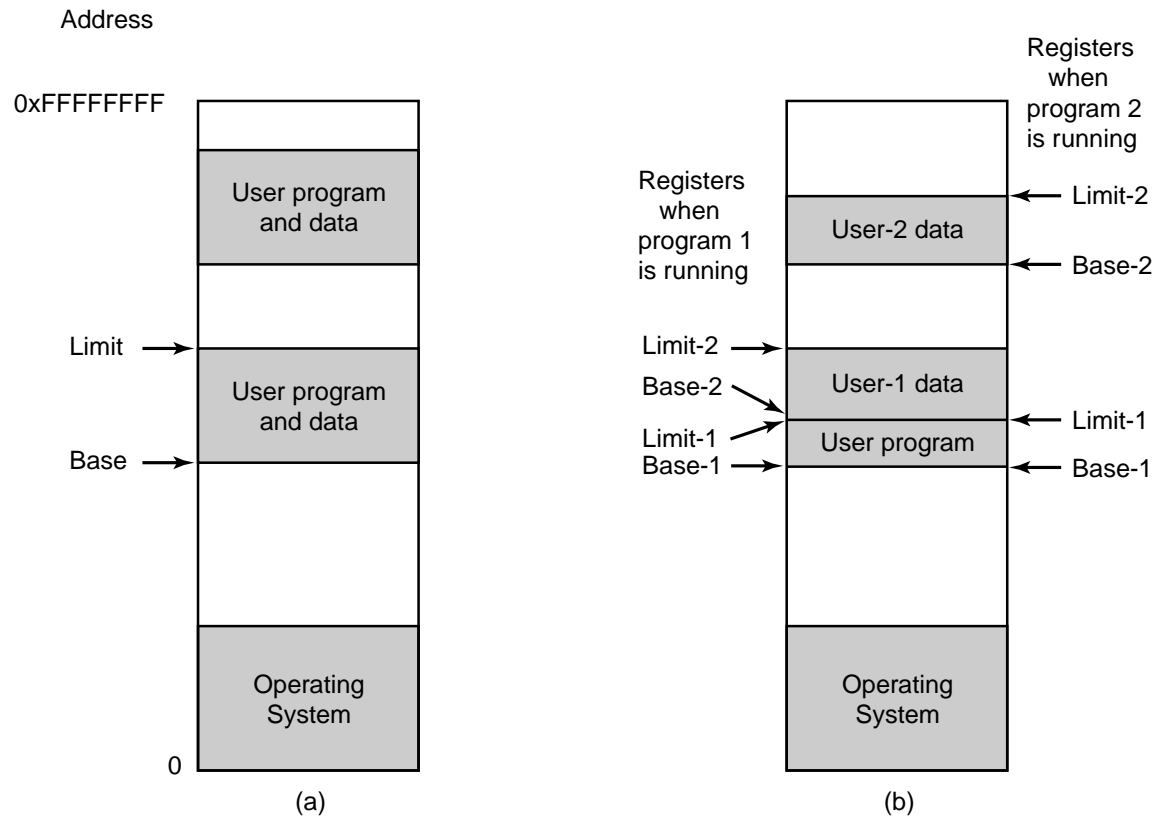
- Typical memory hierarchy
 - numbers shown are rough approximations

Computer Hardware Review (4)



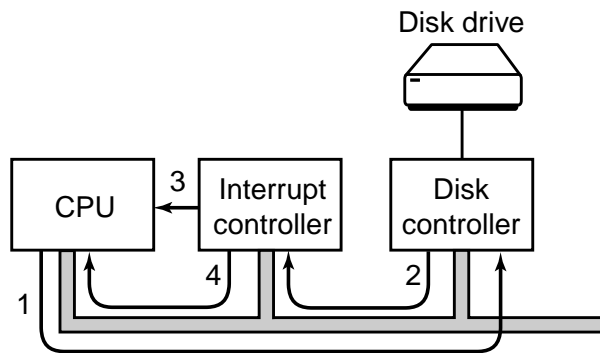
Structure of disk drive

Computer Hardware Review (5)

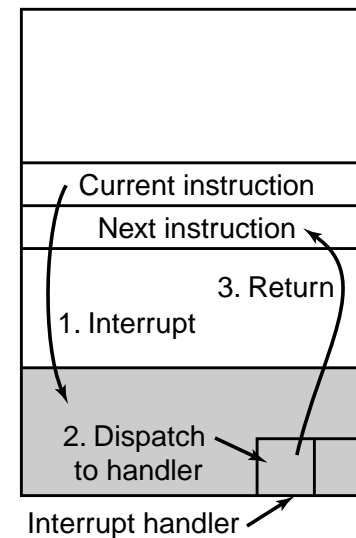


One base-limit pair and two base-limit pairs

Computer Hardware Review (6)



(a)

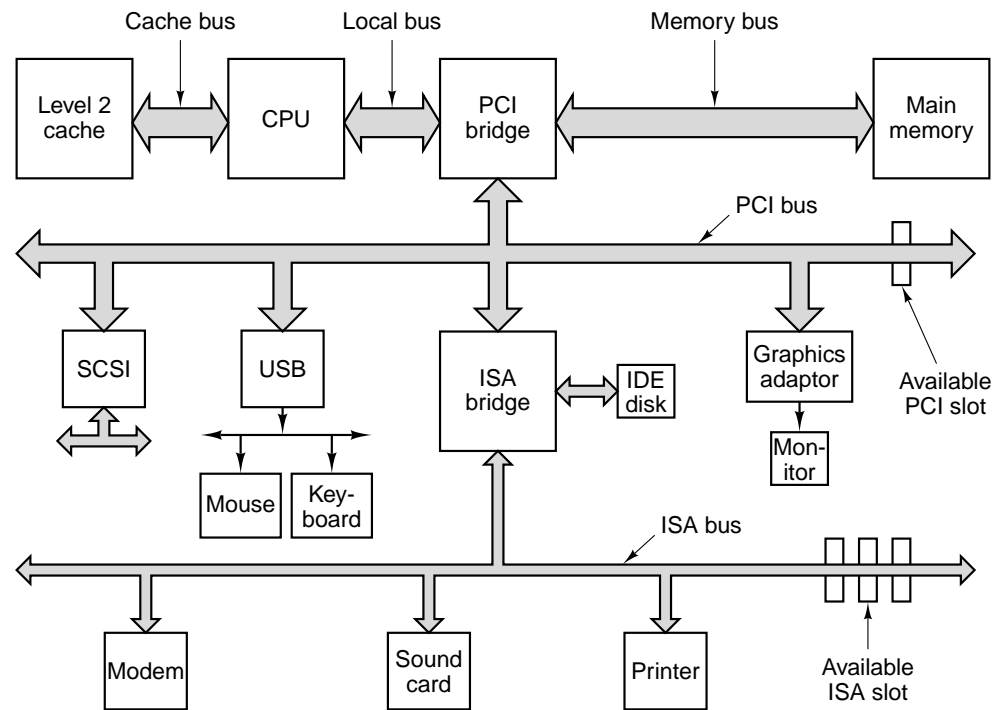


(b)

(a) Steps in starting an I/O device and getting interrupt

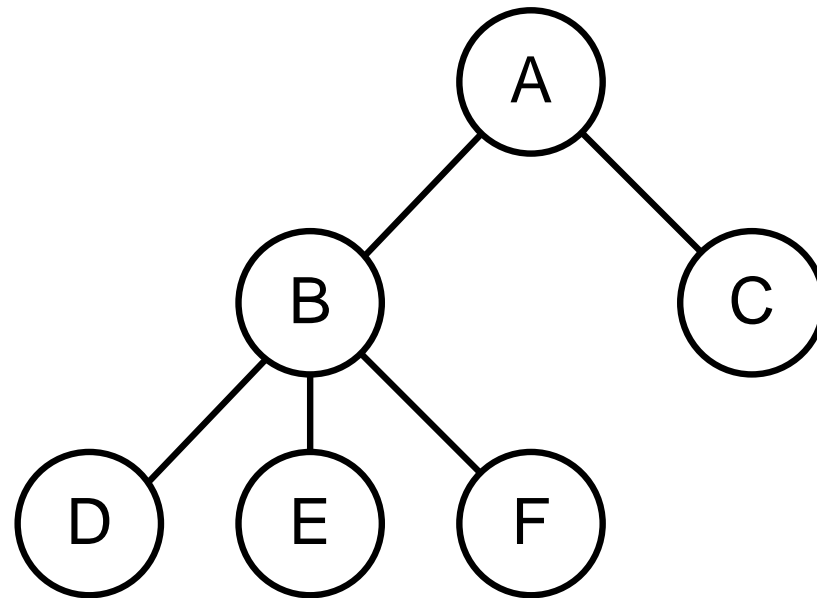
(b) How the CPU is interrupted

Computer Hardware Review (7)



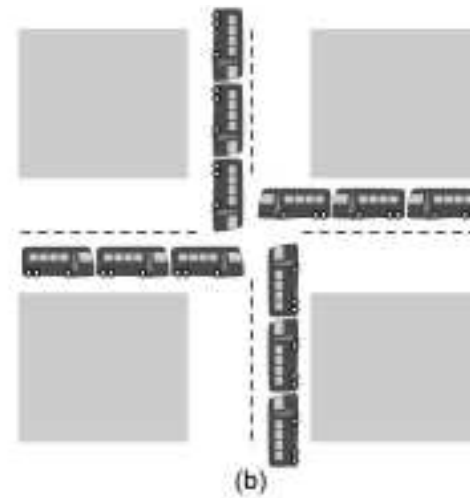
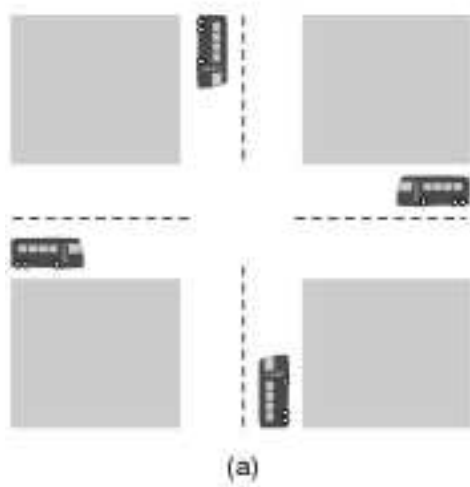
Structure of a large Pentium system

Operating System Concepts (1)



- A process tree
 - A created two child processes, B and C
 - B created three child processes, D, E, and F

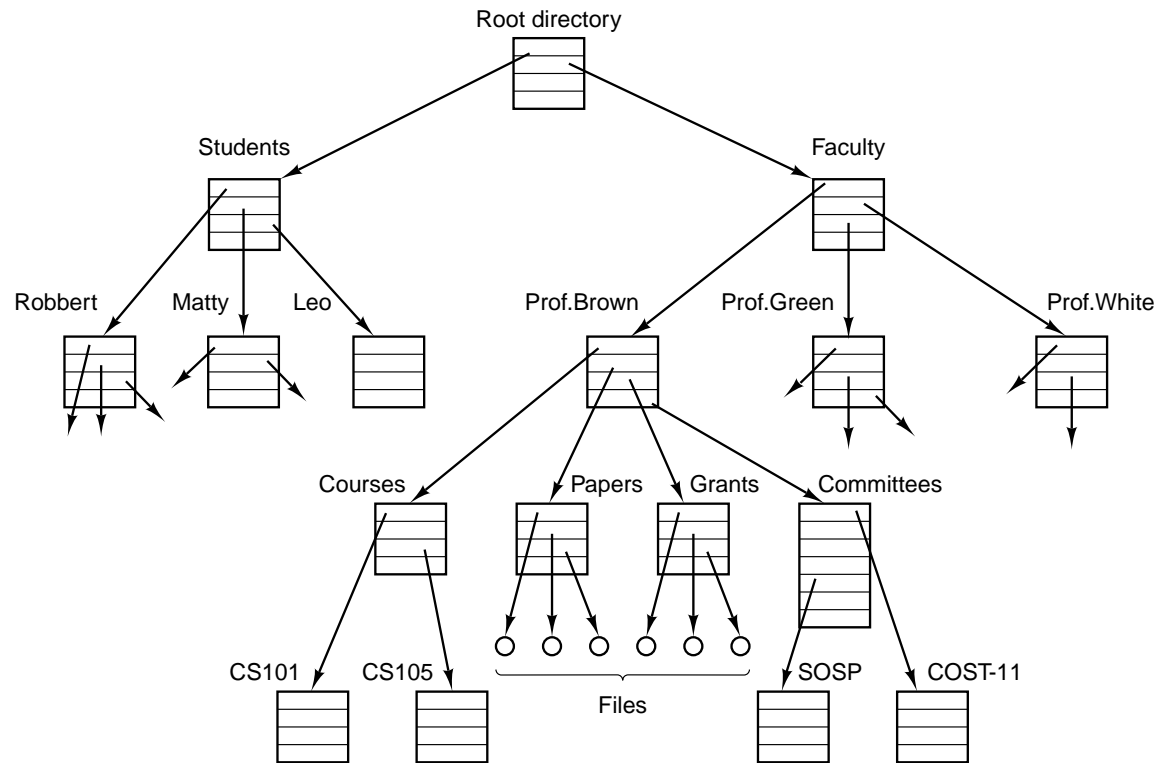
Operating System Concepts (2)



(a) A potential deadlock

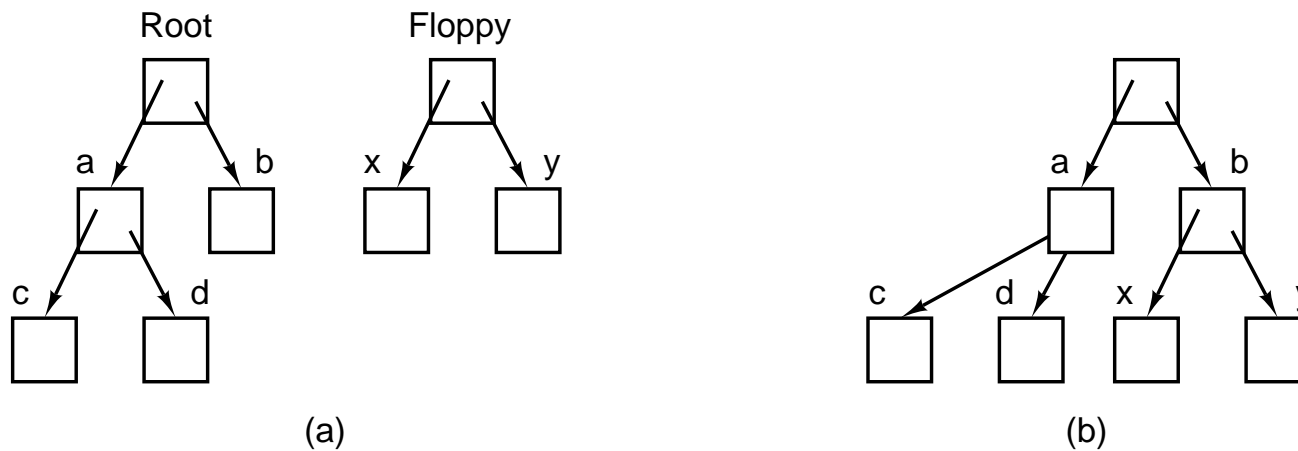
(b) An actual deadlock

Operating System Concepts (3)



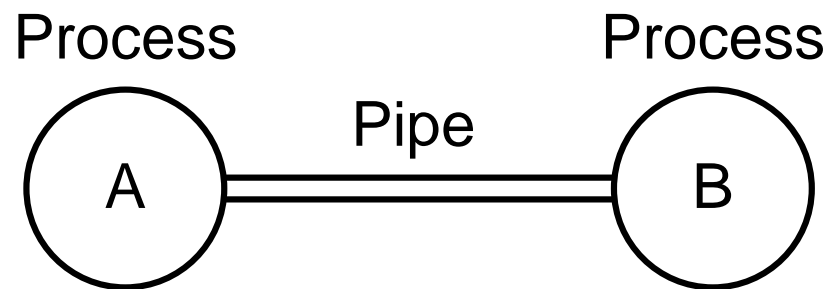
File system for a university department

Operating System Concepts (4)



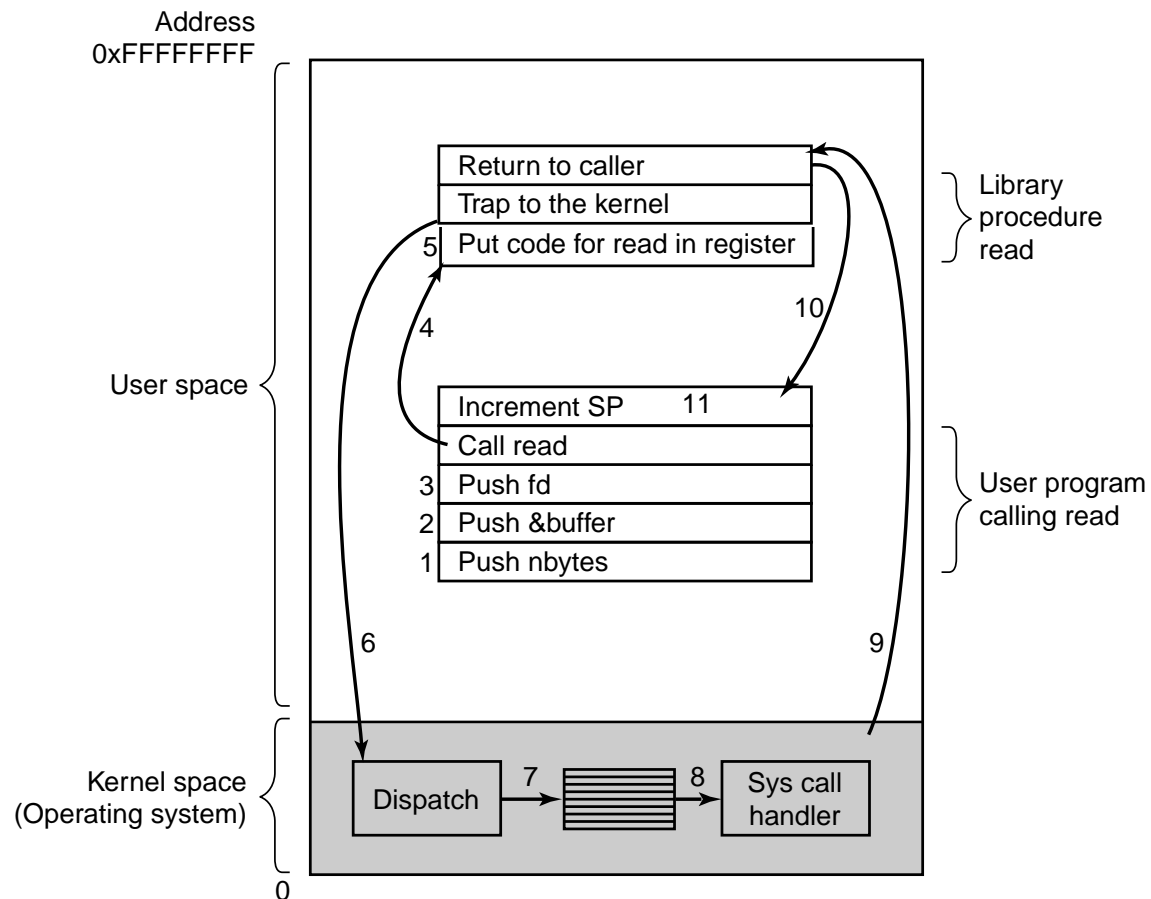
- Before mounting
 - files on floppy are inaccessible
- After mounting floppy on b
 - files on floppy are part of file hierarchy

Operating System Concepts (5)



Two processes connected by a pipe

Steps in Making a System Call



There are 11 steps in making the system call read (fd,buffer,nbytes)

Some System Calls (1)

Process management

Call	Description
<code>pid = fork()</code>	Create a child process identical to the parent
<code>pid = waitpid(pid, &statloc, options)</code>	Wait for a child to terminate
<code>s = execve(name, argv, environp)</code>	Replace a process' core image
<code>exit(status)</code>	Terminate process execution and return status

File management

Call	Description
<code>fd = open(file, how, ...)</code>	Open a file for reading, writing or both
<code>s = close(fd)</code>	Close an open file
<code>n = read(fd, buffer, nbytes)</code>	Read data from a file into a buffer
<code>n = write(fd, buffer, nbytes)</code>	Write data from a buffer into a file
<code>position = lseek(fd, offset, whence)</code>	Move the file pointer
<code>s = stat(name, &buf)</code>	Get a file's status information

Some System Calls For File Management (2)

Directory and file system management

Call	Description
s = mkdir(name, mode)	Create a new directory
s = rmdir(name)	Remove an empty directory
s = link(name1, name2)	Create a new entry, name2, pointing to name1
s = unlink(name)	Remove a directory entry
s = mount(special, name, flag)	Mount a file system
s = umount(special)	Unmount a file system

Miscellaneous

Call	Description
s = chdir(dirname)	Change the working directory
s = chmod(name, mode)	Change a file's protection bits
s = kill(pid, signal)	Send a signal to a process
seconds = time(&seconds)	Get the elapsed time since Jan. 1, 1970

System Calls(1)

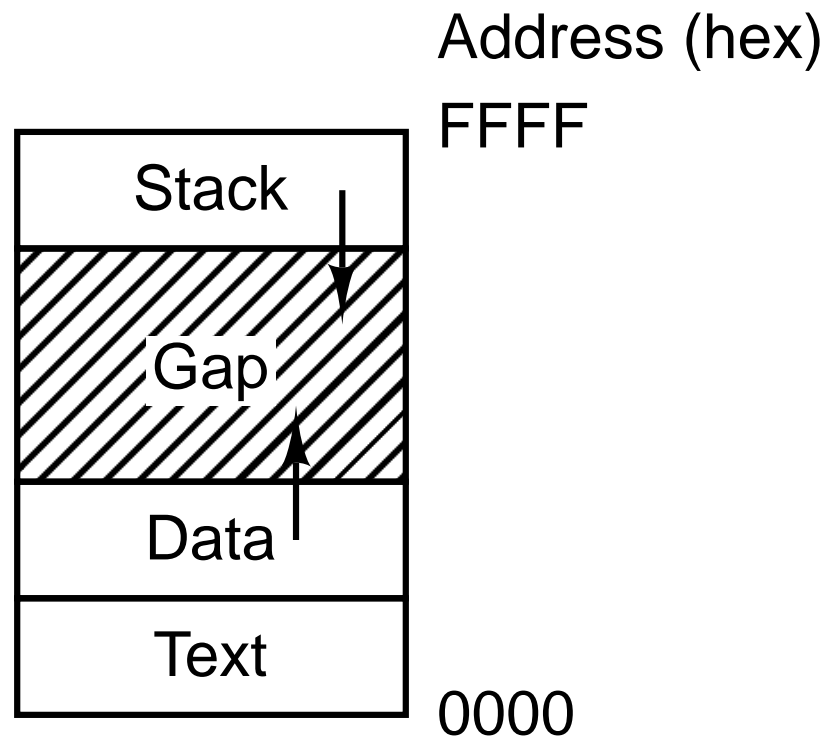
- A stripped down shell:

```
#define TRUE 1
```

```
while (TRUE) {                               /* repeat forever */
    type_prompt( );                          /* display prompt on the screen */
    read_command(command, parameters);       /* read input from terminal */

    if (fork() != 0) {                       /* fork off child process */
        /* Parent code. */
        waitpid(-1, &status, 0);            /* wait for child to exit */
    } else {
        /* Child code. */
        execve(command, parameters, 0);     /* execute command */
    }
}
```


System Calls(2)



- Processes have three segments: text, data, stack

System Calls(3)

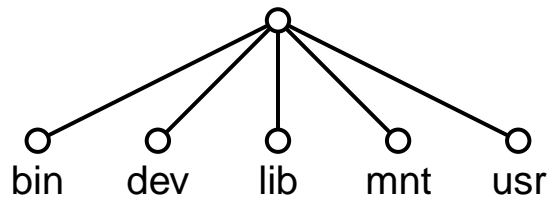
/usr/ast		/usr/jim		/usr/ast		/usr/jim	
16	mail	31	bin	16	mail	31	bin
81	games	70	memo	81	games	70	memo
40	test	59	f.c.	40	test	59	f.c.
		38	prog1	70	note	38	prog1

(a) (b)

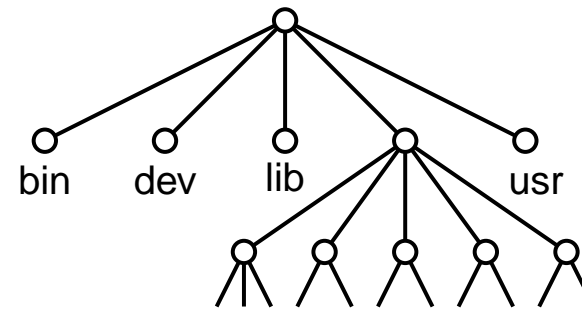
(a) Two directories before linking
/usr/jim/memo to ast's directory

(b) The same directories after linking

System Calls(4)



(a)



(b)

(a) File system before the mount

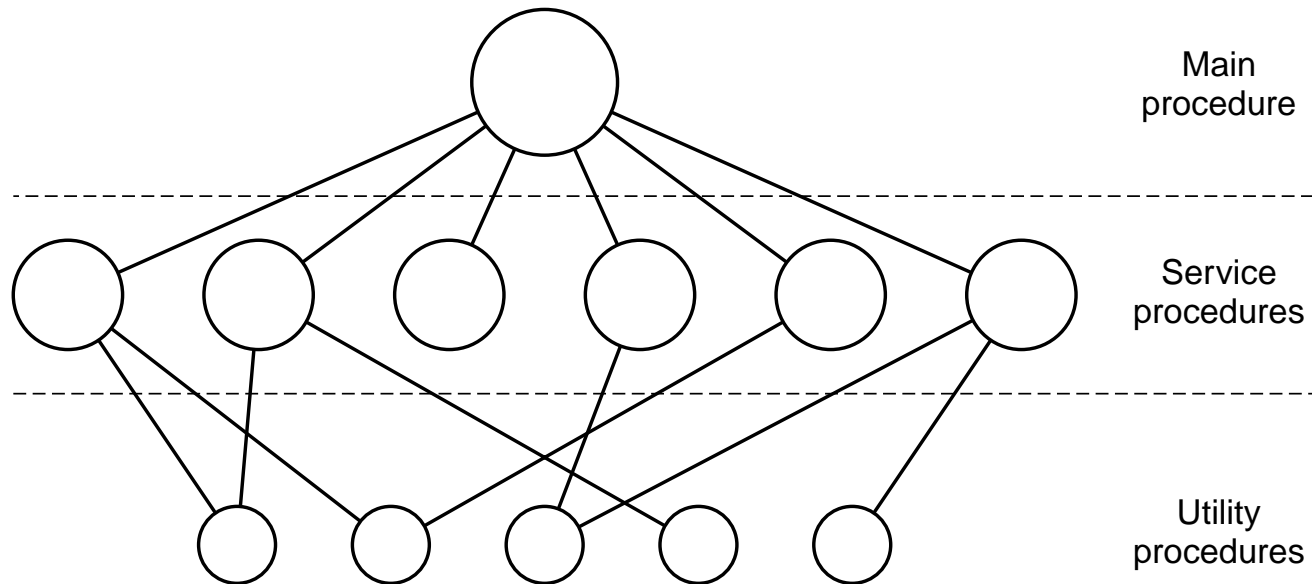
(b) File system after the mount

System Calls(5)

UNIX	Win32	Description
fork	CreateProcess	Create a new process
waitpid	WaitForSingleObject	Can wait for a process to exit
execve	(none)	CreateProcess = fork + execve
exit	ExitProcess	Terminate execution
open	CreateFile	Create a file or open an existing file
close	CloseHandle	Close a file
read	ReadFile	Read data from a file
write	WriteFile	Write data to a file
lseek	SetFilePointer	Move the file pointer
stat	GetFileAttributesEx	Get various file attributes
mkdir	CreateDirectory	Create a new directory
rmdir	RemoveDirectory	Remove an empty directory
link	(none)	Win32 does not support links
unlink	DeleteFile	Destroy an existing file
mount	(none)	Win32 does not support mount
umount	(none)	Win32 does not support mount
chdir	SetCurrentDirectory	Change the current working directory
chmod	(none)	Win32 does not support security (although NT does)
kill	(none)	Win32 does not support signals
time	GetLocalTime	Get the current time

Some Win32 API calls

Operating System Structure(1)



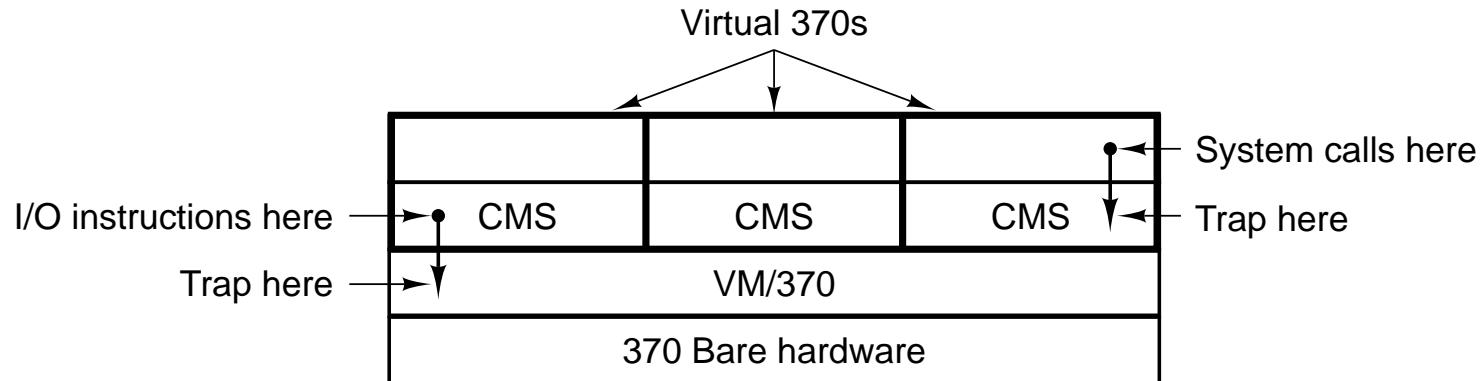
Simple structuring model for a monolithic system

Operating System Structure(2)

Layer	Function
5	The operator
4	User programs
3	Input/output management
2	Operator-process communication
1	Memory and drum management
0	Processor allocation and multiprogramming

Structure of the THE operating system

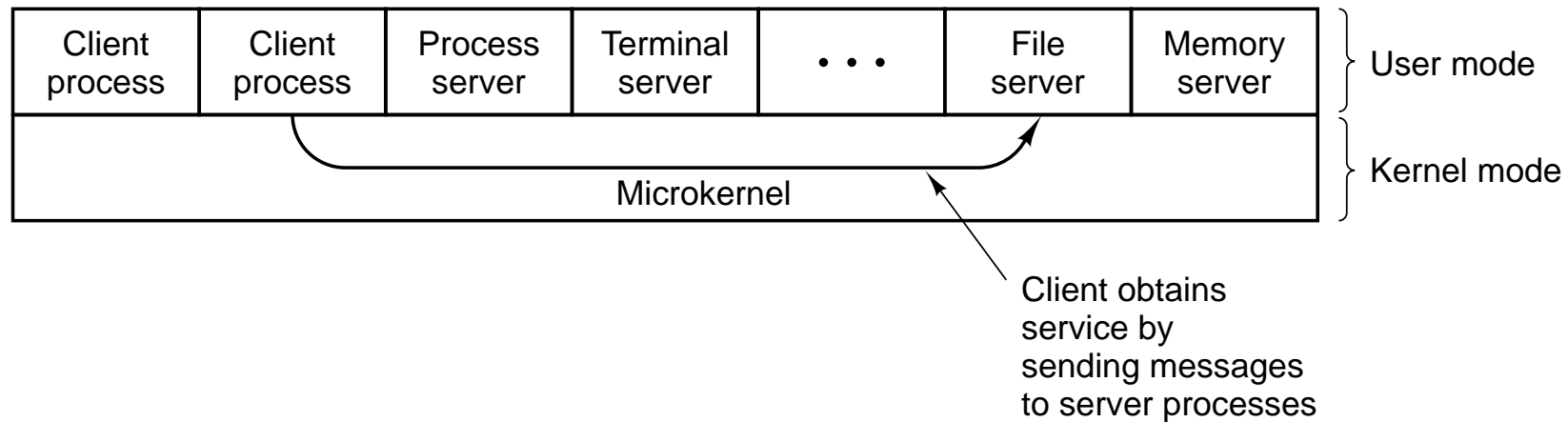
Operating System Structure(3)



Structure of VM/370 with CMS(Conversational Monitor System)

- For time sharing system
- Virtual 370s
 - Separation of multiprogramming
 - Exact copies of 370 HW
- VM/370
 - Extended machine

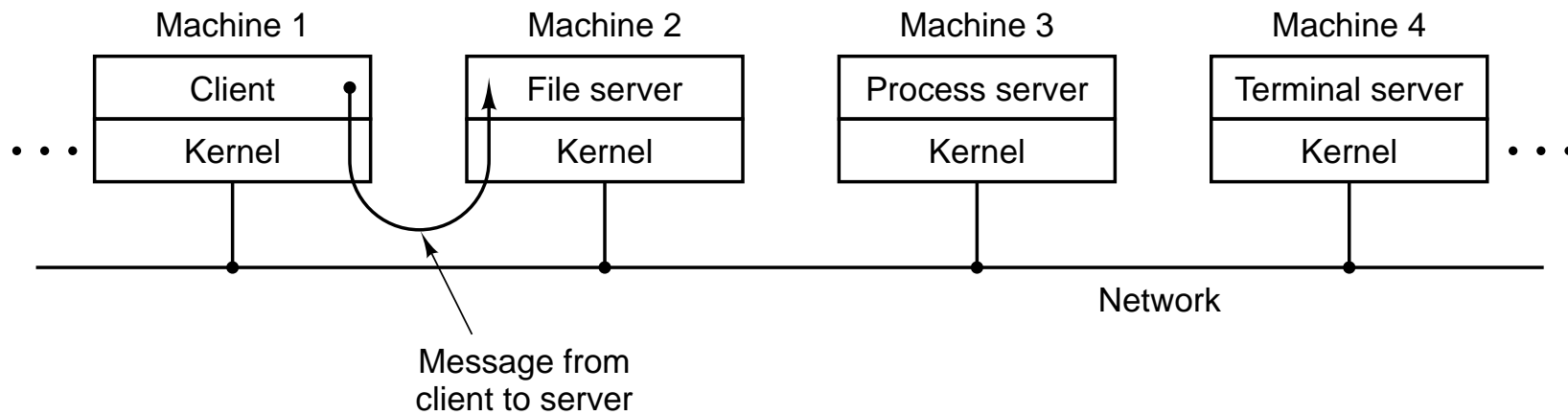
operating System Structure(4)



The client-server model

- Minimum kernel part
 - Verification work smaller
 - Distribution (Next slide)

Operating System Structure(5)



The client-server model in a distributed system

Metric Units

Exp.	Explicit	Prefix	Exp.	Explicit	Prefix
10^{-3}	0.001	milli	10^3	1,000	Kilo
10^{-6}	0.000001	micro	10^6	1,000,000	Mega
10^{-9}	0.000000001	nano	10^9	1,000,000,000	Giga
10^{-12}	0.0000000000001	pico	10^{12}	1,000,000,000,000	Tera
10^{-15}	0.0000000000000001	femto	10^{15}	1,000,000,000,000,000	Peta
10^{-18}	0.0000000000000000001	atto	10^{18}	1,000,000,000,000,000,000	Exa
10^{-21}	(omitted)	zepto	10^{21}	(omitted)	Zetta
10^{-24}	(omitted)	yocto	10^{24}	(omitted)	Yotta

The metric prefixes